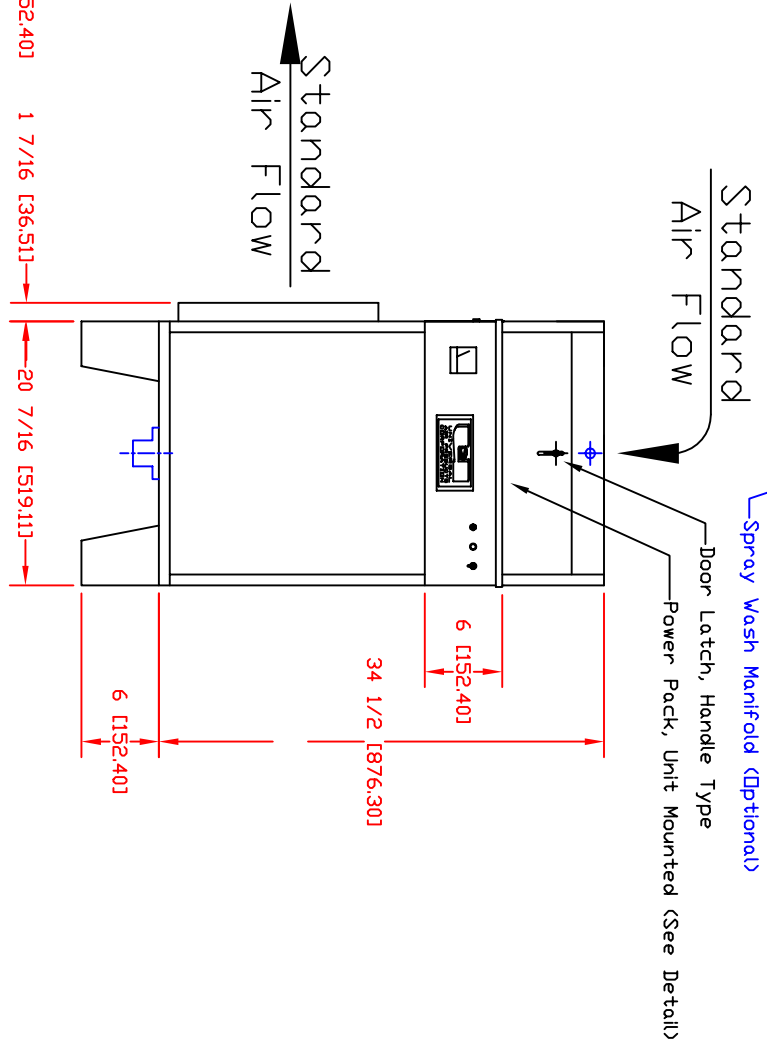
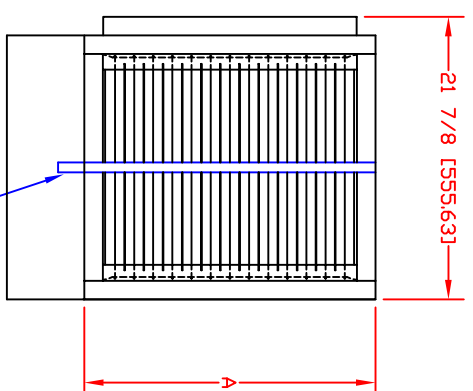
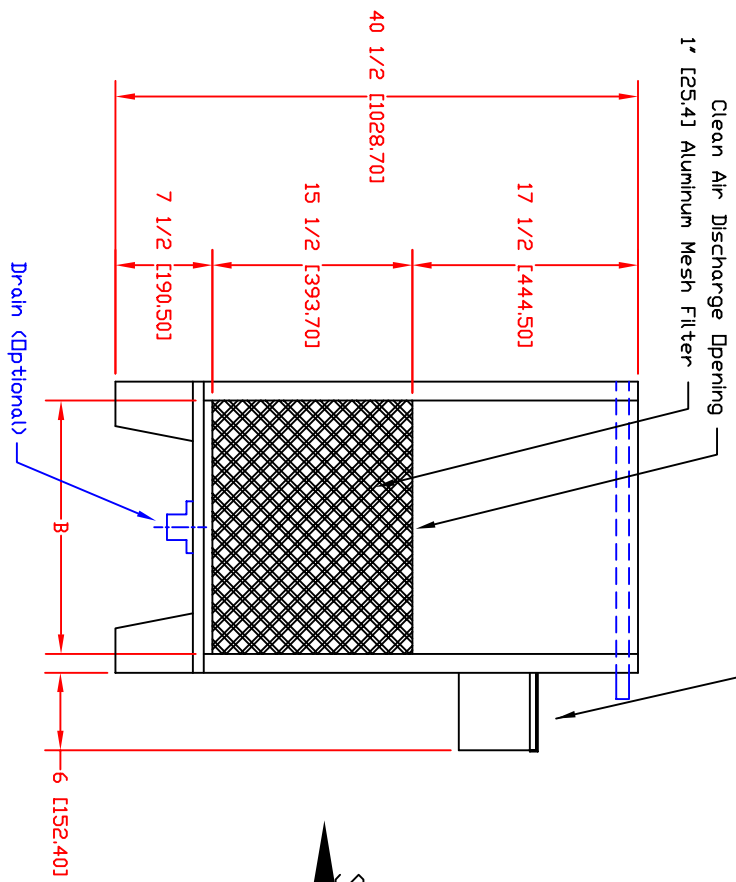
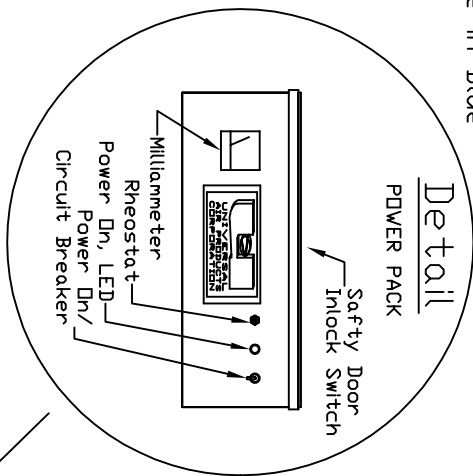


Dimensions outside of brackets are in inches
 Dimensions inside of brackets are in millimeters
 Note: Top to right (facing unit) air flow options are available
 Note: Options are in Blue



Standard Dimensions

MODEL	A-Inches	A-[mm]	B-Inches	B-[mm]
10V	22 9/16	573.09	19 5/8	498.48
12V	26	660.40	23 1/16	585.79
16V	35 5/8	904.88	32 11/16	830.26
20V	43 7/8	1114.43	40 15/16	1039.81

UNIVERSAL AIR PRODUCTS
 1135 Lance Road, Norfolk, VA
 General Arrangement
 D4-10V, D4-12V, D4-16V, D4-20V
 DWG NO. 02780083
 Scale 1:7 Date 01/10/98 Sheet 1 of 1

Drawn By	WTRD	SIZE	FSCAL NO.	DWG NO.	REV
Approved By	pmb	C		02780083	0

ZONE	REV	DESCRIPTION	DATE	APPROVED