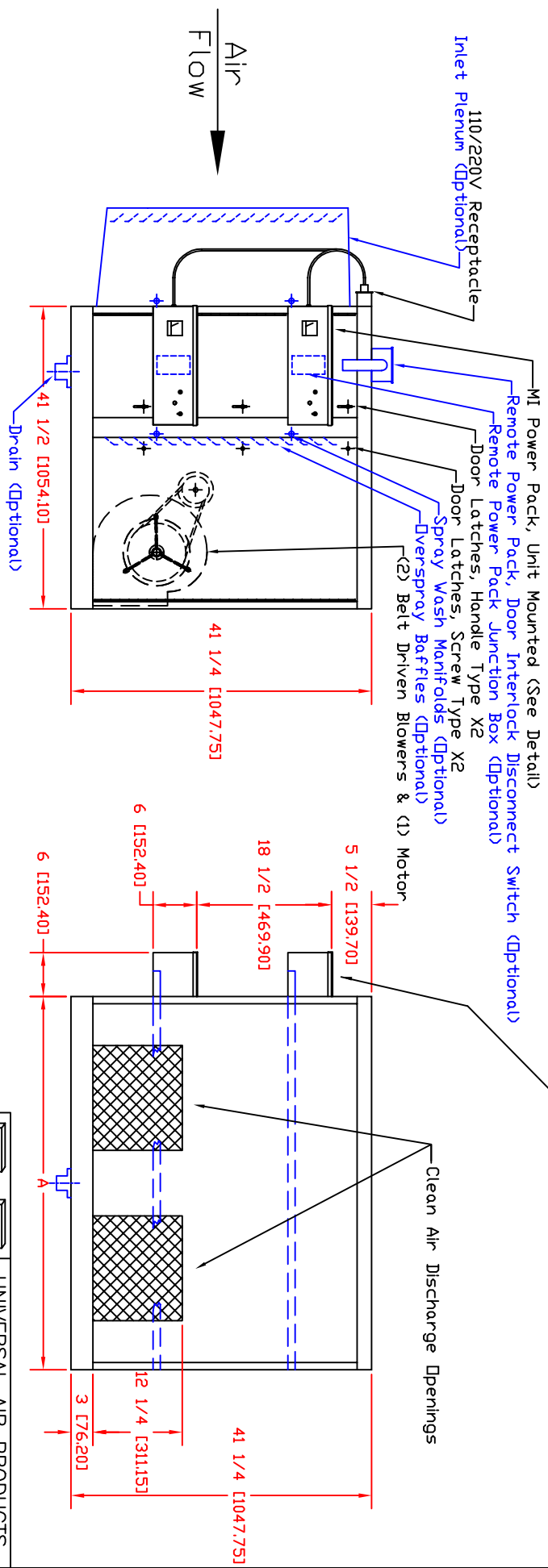
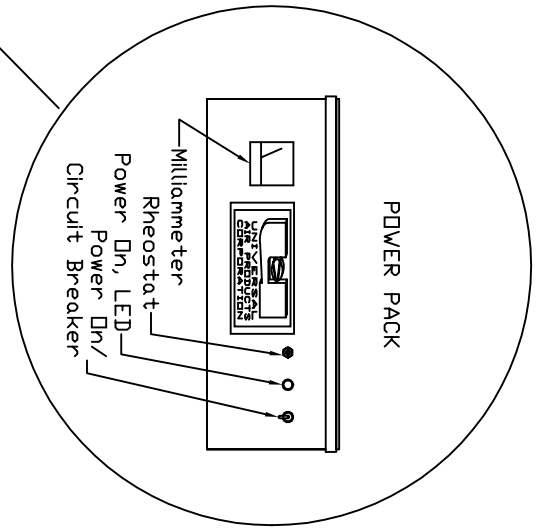
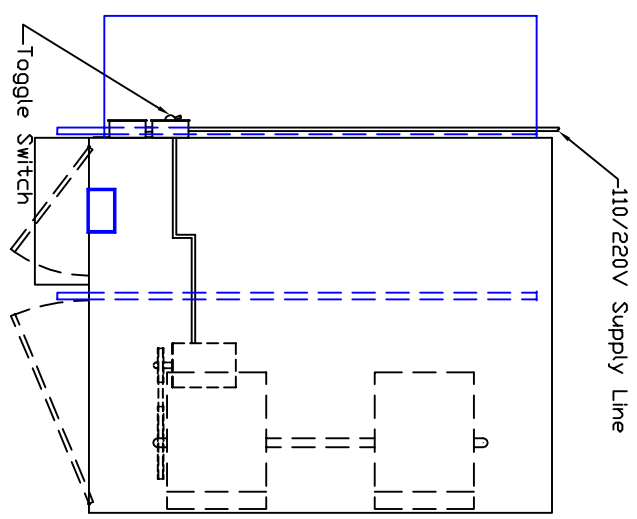


Note: Double pass options available – consult factory
 Note: Options are in Blue



Standard Dimensions		
MODEL	A inches	A [mm]
40	44 3/8	1127.125
48	51 1/4	1301.75
60	65 3/4	1670.05

Dimensions outside of brackets are in inches
 Dimensions inside of brackets are in millimeters

		UNIVERSAL AIR PRODUCTS 1135 Lance Road, Norfolk, VA	
General Arrangement m40 - m60 (2 High 2 Blowers)	DWG NO. 02760082	Scale 1:10	Date 01/08/01
Drawn By WRTD Approved By prmb	SIZE FSCM NO. C	Sheet 1 of 1	REV 0

ZONE	REV	DESCRIPTION	DATE	APPROVED